
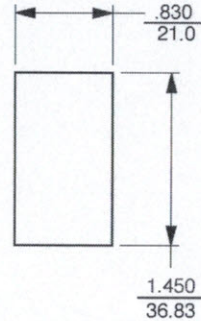
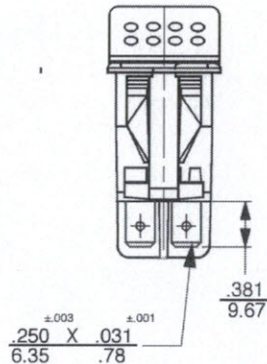
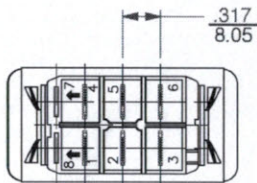
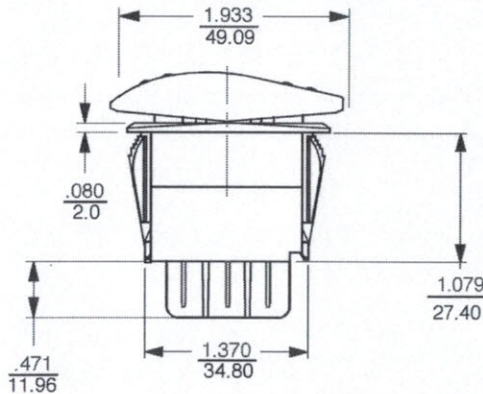
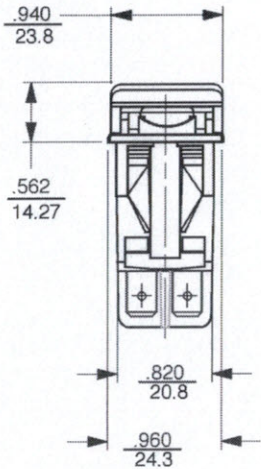


DO NOT SCALE DRAWING WORK TO FIGURE

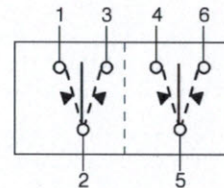


POS 1 POS 2 POS 3



MOUNTING HOLE

PANEL THICKNESS (SNAP - IN BRACKET)
 .030 MIN --- .187 MAX
 .76 4.75



CIRCUIT

DWG NO. VLDAS00B-AZC00-000

REV. 01

LET	REVISIONS	DATE
01	RELEASED	

RATING

20A 12V

SWITCH FUNCTION

POS 1	POS 2	POS 3
(ON)	OFF	(ON)
2 TO 3		2 TO 1
5 TO 6		5 TO 4

NOTES:
 1. BRACKET AND ROCKER ARE BLACK NYLON

DIMENSIONS SUBJECT TO CHANGE WITHOUT NOTICE

PROPRIETARY NOTE: NOTICE TO ALL PERSONS RECEIVING THIS DRAWING, THIS DOCUMENT IS THE PROPERTY OF CARLING SWITCH, INC. AND IS NOT TO BE DISCLOSED, REPRODUCED IN WHOLE OR IN PART OR USED FOR MANUFACTURING PURPOSES BY ANYONE WITHOUT THE CONSENT OF CARLING SWITCH, INC.	UNSPECIFIED TOLERANCES X.XXX ±.015	
	PROJECTIONS 	DIMENSIONS IN [mm]

FINISH	
TOOL NO.	REV
DR BY KRAMARZ	DATE 12-15-14
CHK BY	DATE
APPD BY	DATE

TITLE		"V" SERIES SWITCH	
SIZE B	DWG NO. VLDAS00B-AZC00-000	REV. 01	
USED ON	SCALE: FULL	SHT 1	OF 1